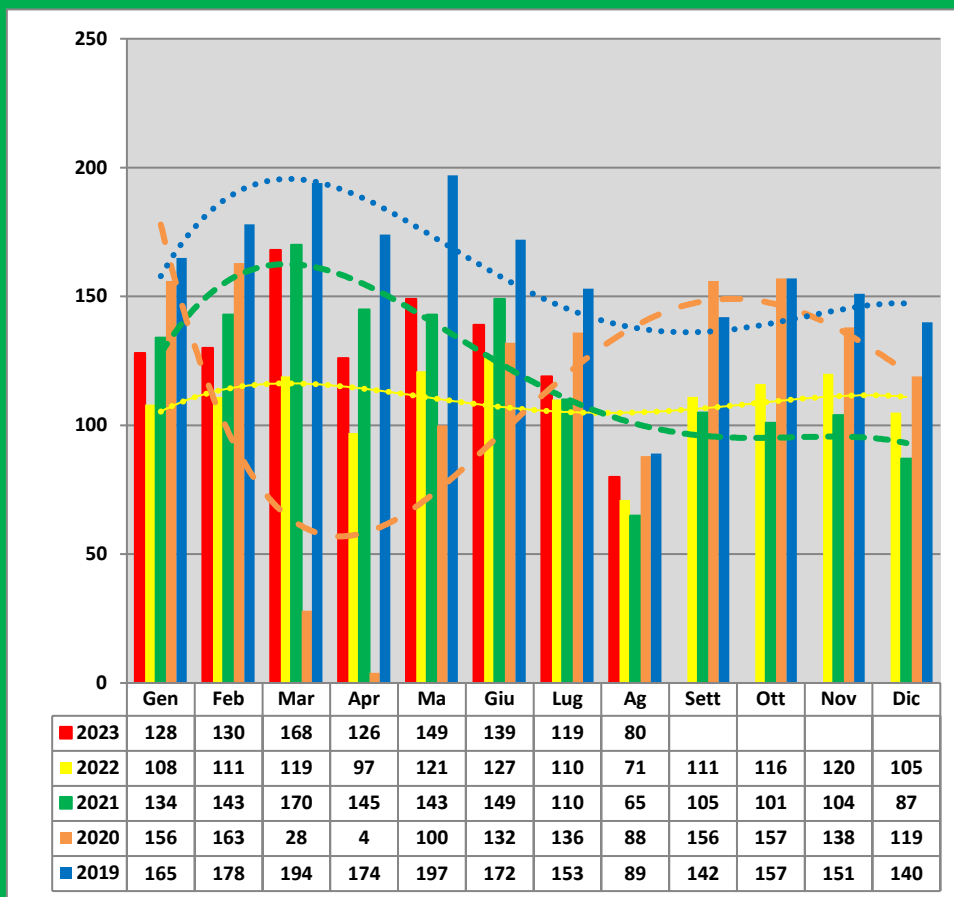


**Italian car market – August 2023**

**The growth of the Italian car market continues also in August(+12%). In the first 8 months, 1,040,560 units registered (+20.9%)**



*According to Anfia: "Even in August 2023, the Italian car market remains positive, returning to double-digit growth (+12%), but volumes are still affected by comparison with levels pre-pandemic (-10.6% on August 2019). To support the recovery of the sector and, above all, the renewal of the fleet in an ecological key, it is important to accelerate the announced remodulation of the incentives currently in force for the purchase of very low and zero emission cars. Furthermore, it is essential to reallocate the 250 million euros left over from the 2022 eco-bonus, in addition to the approximately 300 million that are accumulating in*


*the current year*

*For its part, the Unrae says: Hot August also for the car market in Italy, which in the summer month recorded 79,756 new registrations with a double-digit increase (+12%) compared to August 2022, when the market showed the first sign of recovery with a 9.9% growth after a long negative series of months. However, the current result is still 10.6% below the figure of August 2019. The gap is also evident in the final balance for the first eight months, which has now reached 1,040,560 registrations equal to +20.3% compared to the 865,084 of January-August 2022, but with 285,000 fewer cars (-21.5%) compared to 2019.*

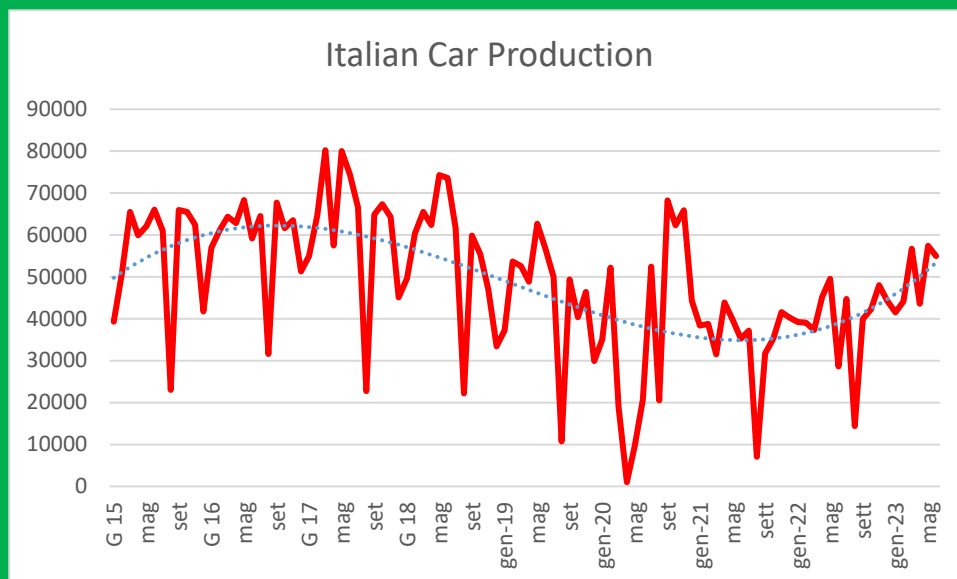
*Slight positive signal in August from the electric: the share of BEV cars rose in the month to 5.0%, surpassing plug-in hybrids (PHEV) which are stationed at 4.1%, and the overall share of ECV rises to 9.1%.*

Unemployment was 7.6% in July; it had been 8% in July 2022. Youth unemployment was 22.1%; it was 23.4% last year.

As regards the automotive sector as a whole, according preliminary data from Anfia, in first six months of the year the domestic production of cars increased by 24.7% over the first half of last year.



to the



The share of gas vehicles was 9.9%. It was 9.2% last year. Together with electric and hybrid vehicles, the share of alternative-oil traction vehicles was 53.3% in August, thanks exclusively to electric vehicles. Diesel's share was 17.0% in August. Gasoline vehicles stood at 29.7%.