



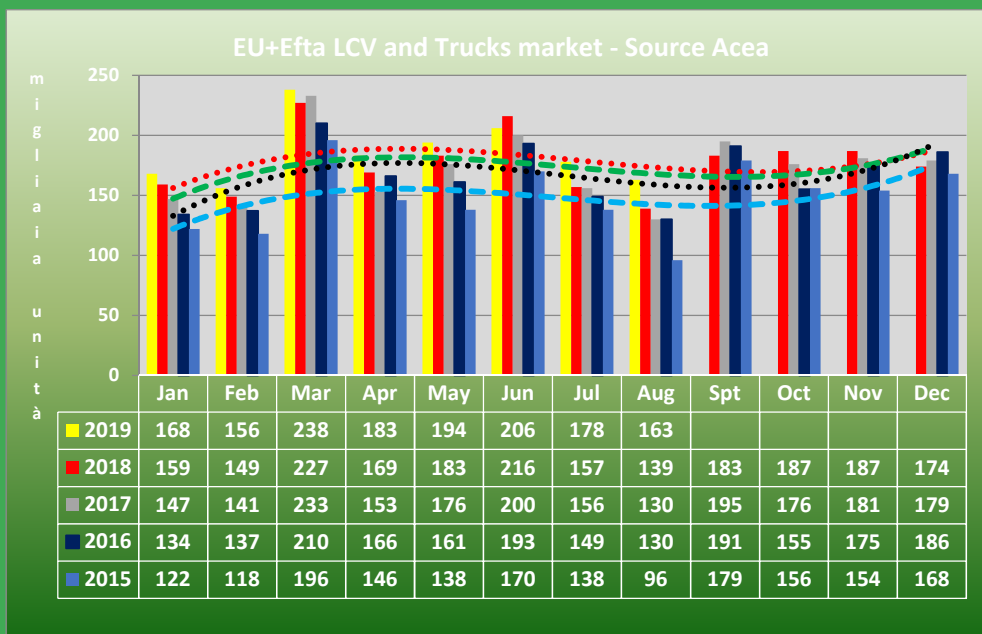
Press Release

Torino, September 30, 2019

European Commercial Vehicles and Trucks Market - July / August 2019

European Commercial Vehicles and Trucks Markets - July / August 2019

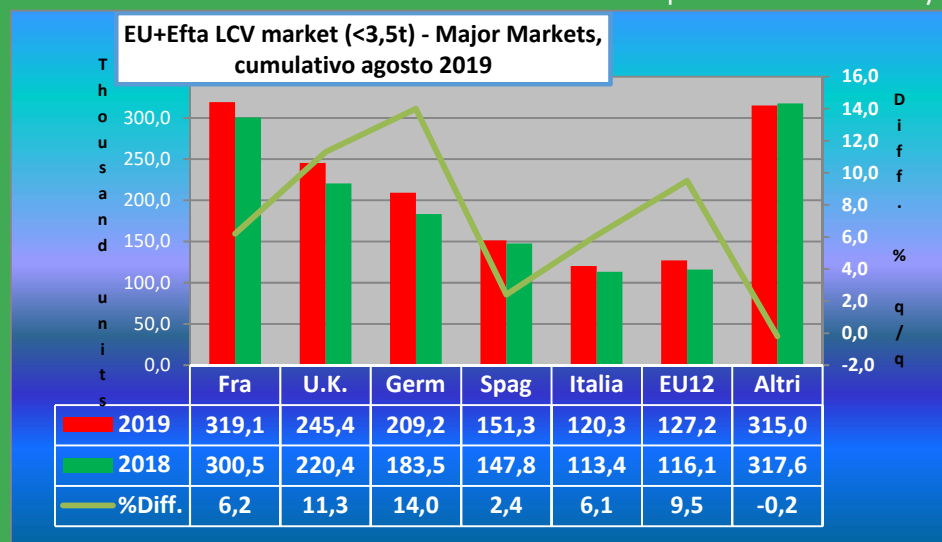
After the descent in June, the commercial vehicle market (<3.5) in the EU+Efta resumed vigorously: + 13% in July and + 17.6% in August. The final figures for the first eight months rose to +6.3% with 1,487,479 units registered.



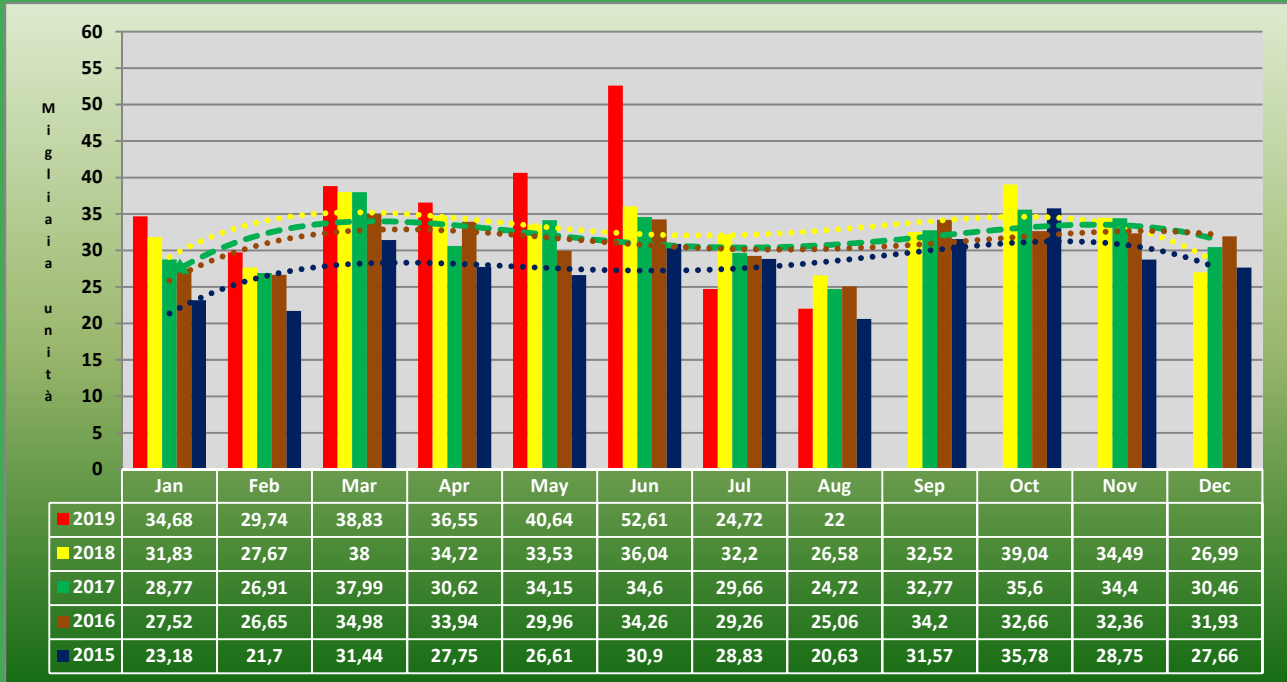
Among the major markets in particular evidence in the period was Germany with a + 14%, followed by Great Britain which increased by 11.3%, the EU12 (+ 9.5%), the EFTA area (+ 7.8%), France (+ 6.2%, Italy (+ 6.1%) and Spain (+ 2.4%).

In the ranking of the major markets, Great Britain always precedes Germany.

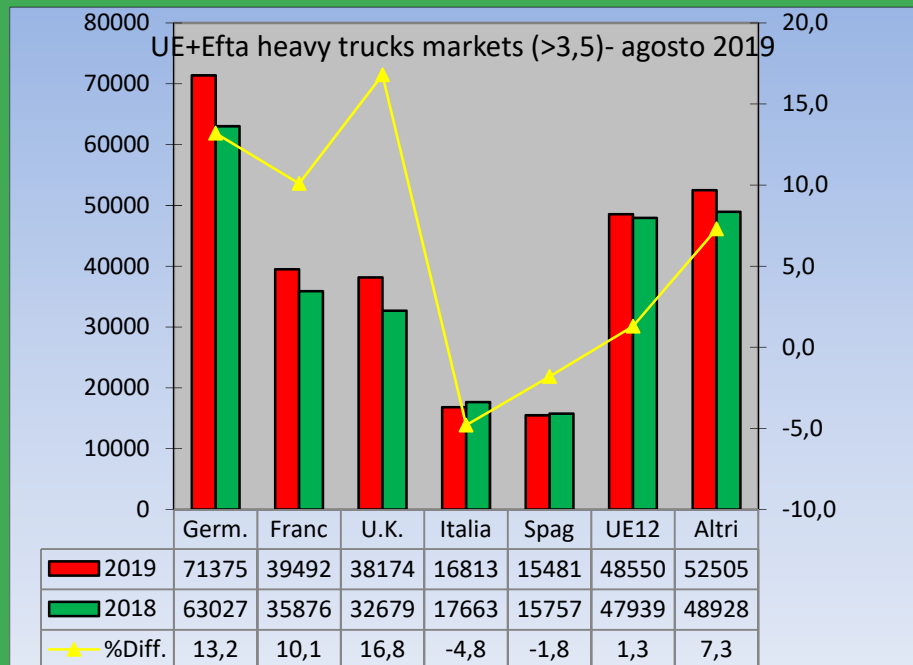
Italy remains only fifth, preceded also by Spain.



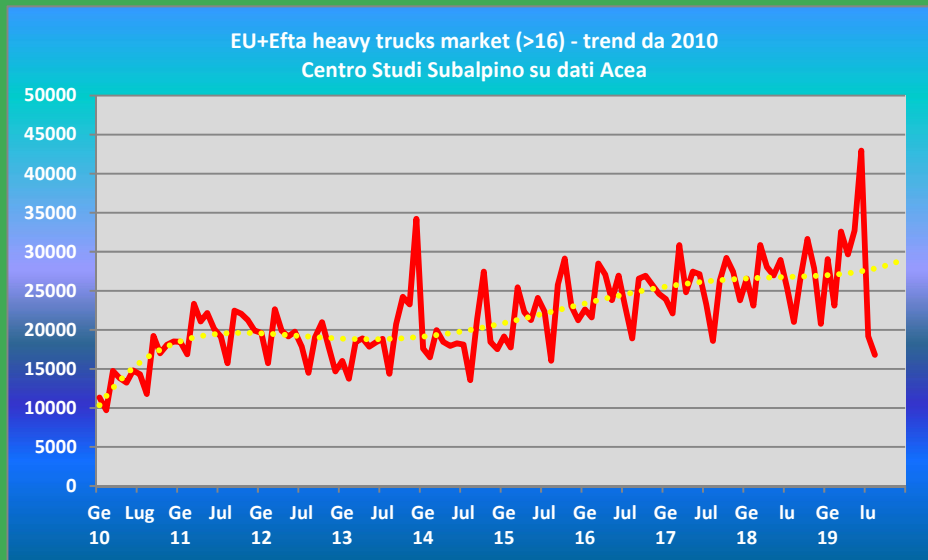
After the steep rise in June, the demand for trucks (> 3.5) dropped significantly both in July (-24.1%) and in August (-18.3%). In the first eight months of the year, the final figure drops to +7.8% with 282,390 units registered.



The results of the period show however a substantial progress in registrations in Great Britain (+16.8%), in Germany (+13.2%), in France (+ 10.1%), followed at a great distance by the EFTA area (+ 1.7%), and from the EU12 (+ 1.3%). Spain lost 1.8% and Italy 4.8%.



A similar downward trend took place also in the demand for trucks in the heavy sector (> 16t): in July -24.8% and -20.8% in August. The cumulative of the first eight months drops to +7.8% with 227,914 units registered.



In the cumulative of the first eight months of the year the best result was that of Great Britain, which grew by 19.3%, followed by Germany with an increase of 11.1% and by France (+ 11.3%). At a certain distance, the EFTA area rose by 7.6% and more distant still the EU12 (+ 1.1%). Spain falls by 1.1% and Italy by 5.1%

