

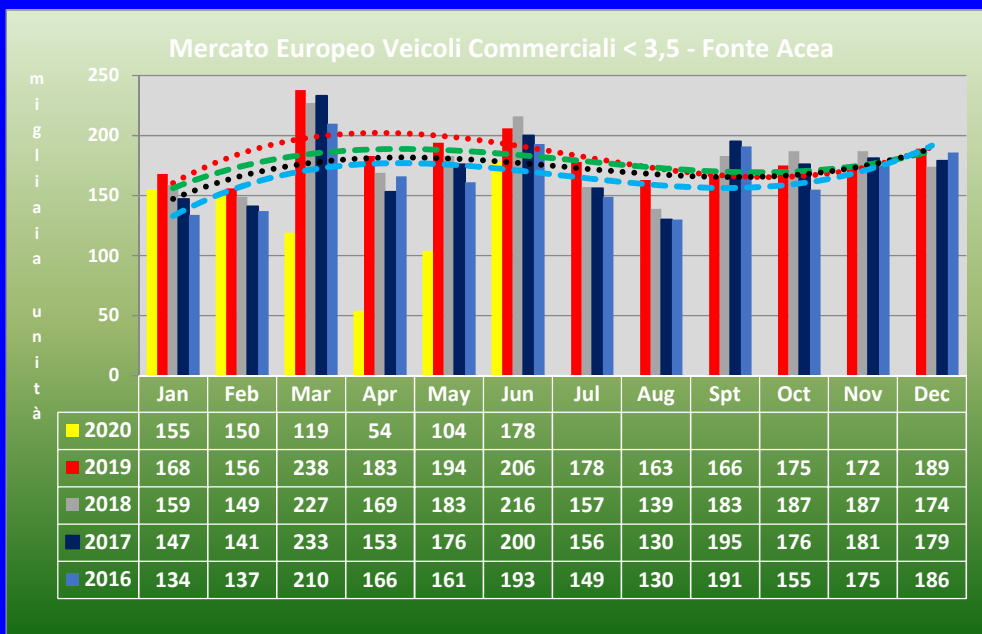


Press Release

Torino, July 24 2020

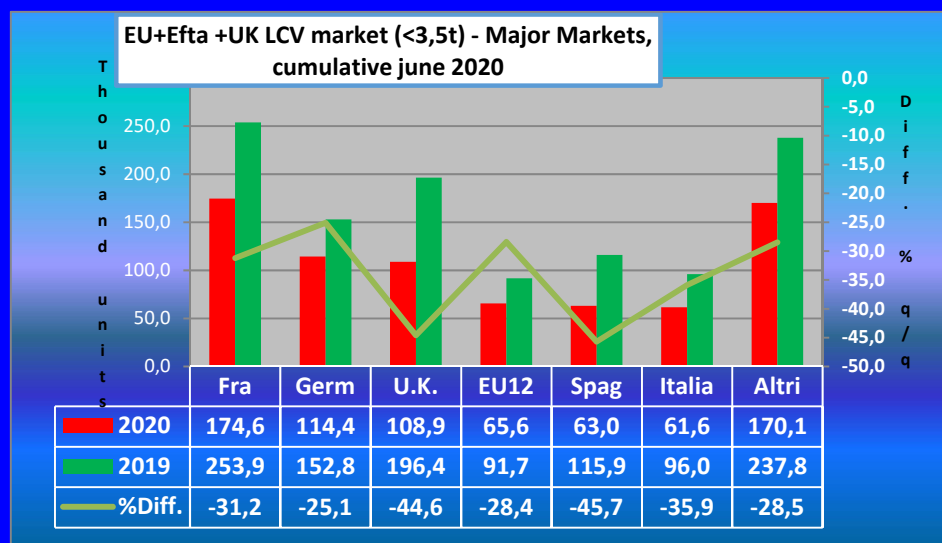
European Market for Commercial Vehicles and Trucks – June 2020

The trend in demand for commercial vehicles (>3.5t) in the EU + Efta-UK continued to decline, although improving compared to May: in June -13.6% with 177,807 units registered

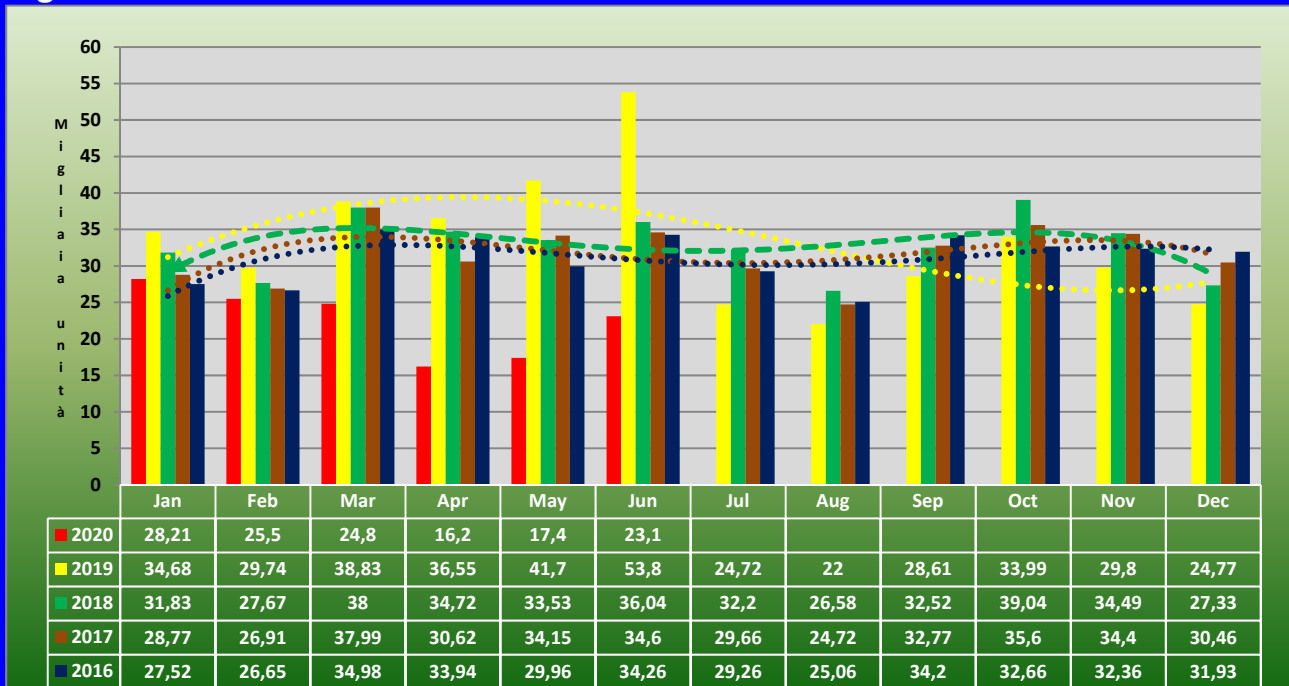


Among the major markets, losses for the month range from -24.8% in the UK and from -23.3% in the Efta area to -19.8% in Spain and from -18.5% in the EU12 and -17.7% in Germany to -7.8% in France and -5.3% in Italy. In the cumulative for the first half of the year in evidence Spain with a loss of 45.7%, followed by the

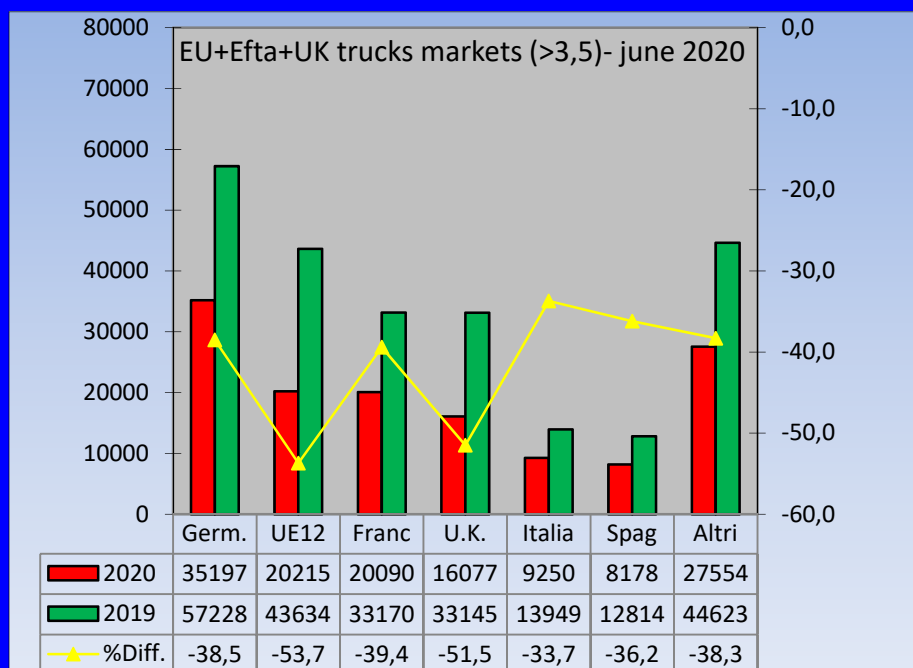
United Kingdom with -44.6% Italy (-35.9%) and France with -31.2%, the EU12 with -28.4%, Germany with -25.1% and the Efta area with -23.6% In the ranking of the major markets Germany remains higher than the United Kingdom.



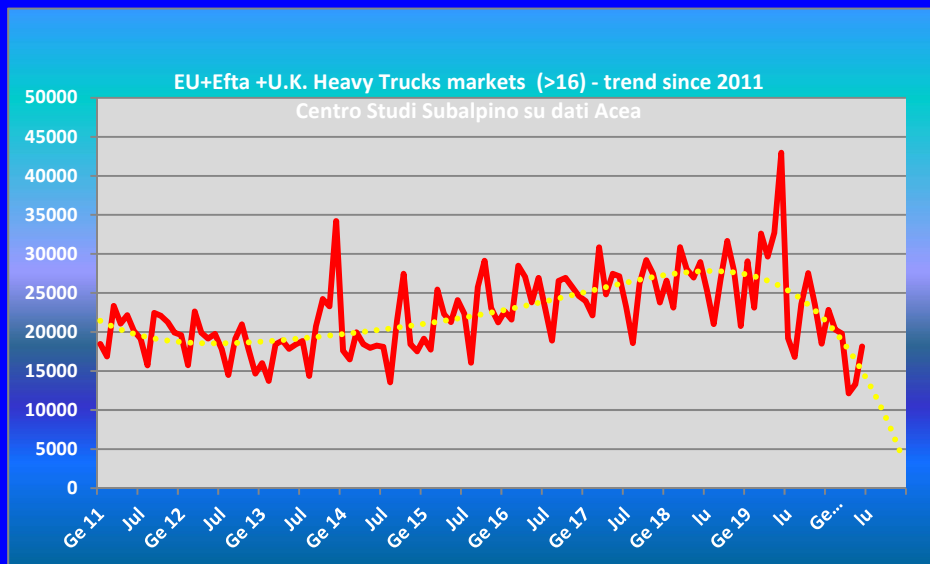
On the other hand, the fall in the truck market (>3.5t) remains very serious: -57% in the month with 23,132 units registered compared to the high value of June 2019. In the total of the first half of the year, the total fell to -42.8% with 136,561 units registered.



Among major markets, the UK suffered the biggest losses (-75.2%) followed by the EU12 (-58.4%), Germany (-56.4%), Spain (-54.7%), Italy (-48.3%), Efta (-34.4%) France (-33.8%). In the first half of the year, the largest percentage losses were reported by the EU12 (-53.7%), followed by the United Kingdom (-51.5%), France (-39.4%) Germany (-38.5%), Spain (-36.2%), Italy (-33.7%), and the Efta Area (-20.5).



The trend in demand for trucks in the heavy goods sector (>16t) fell as well: in June - 58.2% with 18,136 units registered. In the first half of the year, the loss recorded was -44.7% with 107,582 units registered



Among major markets, the biggest losses were from the United Kingdom (-76.2%) followed by the EU12 (-58.4%), Germany (-57.4%), Spain (-55.7%), Italy (-51.8%), Efta (-44.1%) France (-35.9%). In the first half of the year, the largest percentage losses were reported by the EU12 (-55.3%), followed by the United Kingdom (-53.1%), France (-40.6%) Germany (-41.3%), Spain (-37.3%),

Italy (-34.2%), and the Efta Area (-21.6%).

