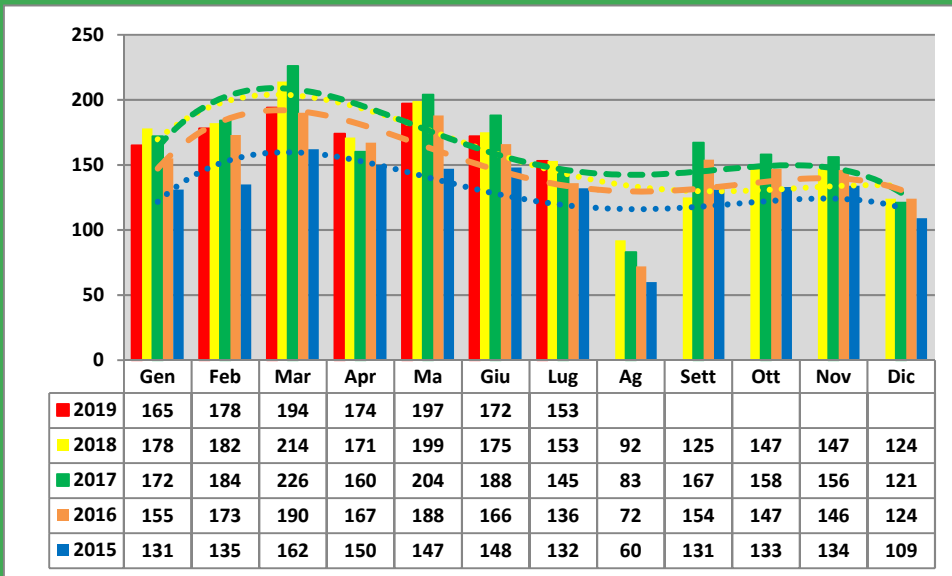


Torino, August 3, 2019

Italian Car Market, July 2019 registrations.

The Italian car market remained stable in July: -0.1% in the month. In the cumulative first seven months the demand fell by 3% to 1,235,698 units.

Monthly Registrations Trend (000 units) Source Min. Transports / Anfia / Unrae



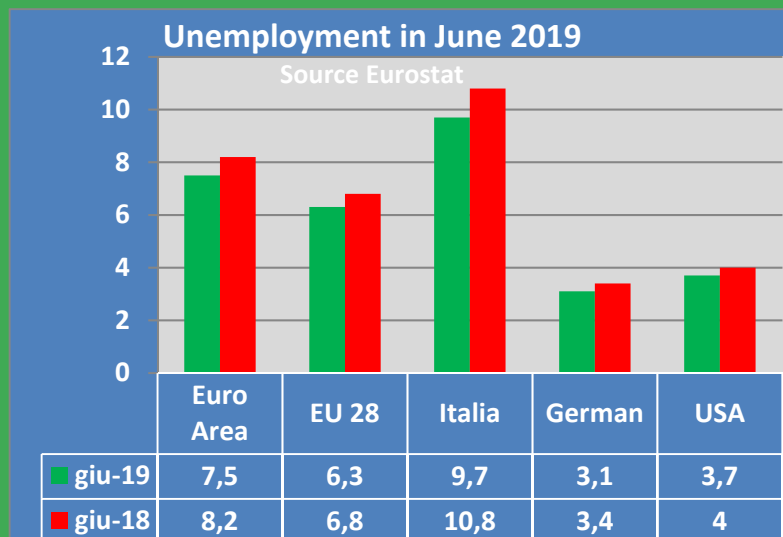
The month closes substantially in balance with last year despite an additional business day. It is worth noting the continued decline of diesel, down to 37%, the lowest value since September 2001, and the continued rise of petrol vehicles with a share of 45% in the month. Vehicles with alternative fuels to oil

are on the rise, also due to the rise in LPG and CNG, with a share of 18.1% in the month.

According to Unrae, the car market should reach a total of around 1,860,000 registrations in 2019, 50,000 fewer than the 1,910,639 units of 2018, with a drop of 2.6%. This is a revised forecast slightly higher than the previous one (1.850.000 units), above all thanks to the performance of the 2nd quarter, which turned out to be better than expected".

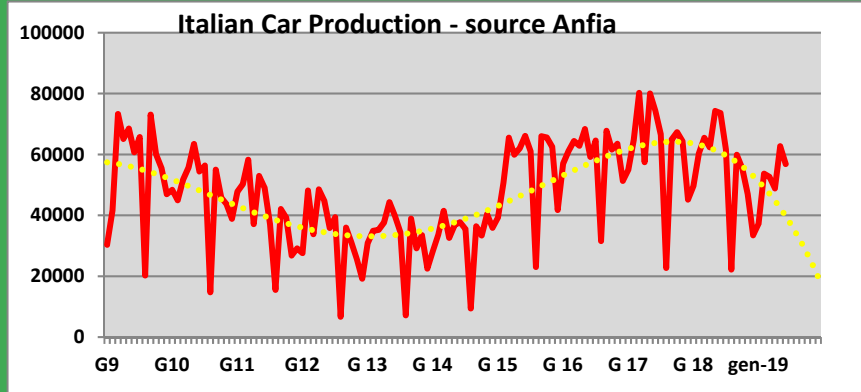
Avoided the immediate danger of an infringement procedure for excessive debt in these days the majority parties continue to discuss of a tax reduction of which we do not see the possible coverage, with the confirmation of no increase in VAT.

In June unemployment figures are still falling, to the lowest value since 2012: 9.7% compared to 9.9% in May and 10.8% in June 2018. Youth unemployment drops to 28.1% compared to 29,7% in

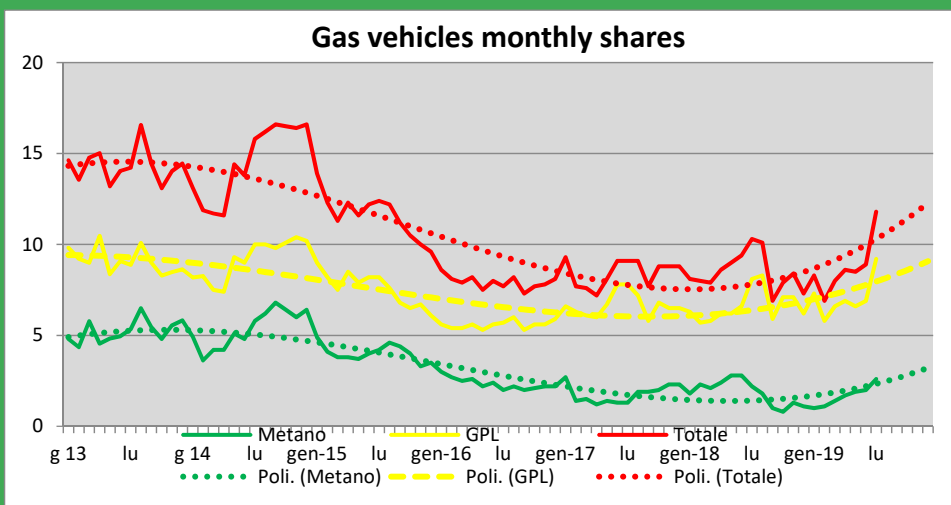


May and 32.7% last year.

As for the automotive sector as a whole, according to preliminary ANFIA data, in June 2019 domestic car production decreased by 23% compared to the same month last year. In the first semester, car production fell by 19% compared to a year ago.



The share of gas vehicles stood at 11.8% compared to 8.9% in June and higher than that of July last year (10.3%). Together with electric and hybrid vehicles, the share of alternative-to-oil vehicles stood at 18.1% in July compared to 15.9% last year, almost exclusively due to electric vehicles.



However, also both LPG and methane improved. In the month, diesel drops to 37.2% (it was 51.1% in July last year). Petrol vehicles cover 44.8% of the market compared to 33.1% last year.

Consequently, with regard to eco-compatible engines, the proportions between the various alternatives continue to shift in favor of the electric and hybrid.

