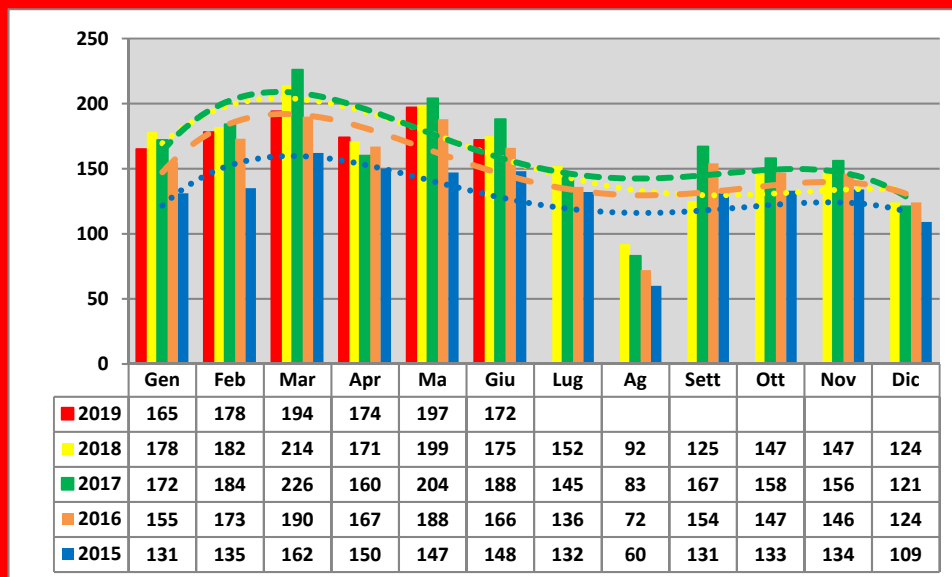


Torino, July 1, 2019

Italian Car Market: registrations in June 2019

The Italian car market continues to fall in June: -2.1%. In the first semester of the year, demand fell by 3.5% to 1,082,197 units.

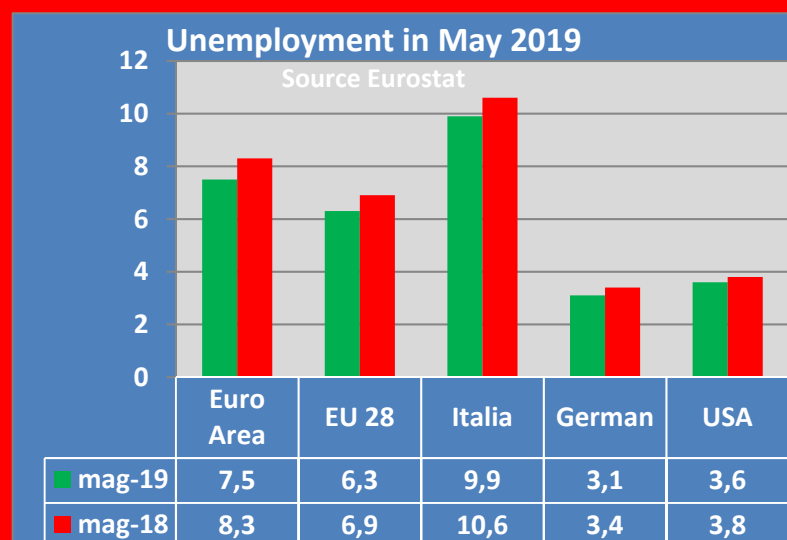
Monthly Registrations trend. ('000 units) Source Min. Transportis / Anfia / Unrae Andamento.



A new negative sign affected the car market in June, also due to one working day less, as released today by the Ministry of Infrastructure and Transport.

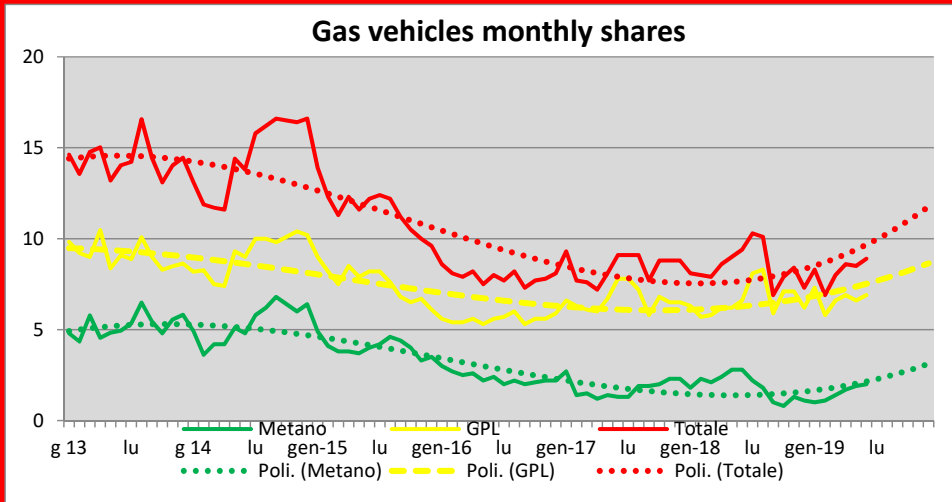
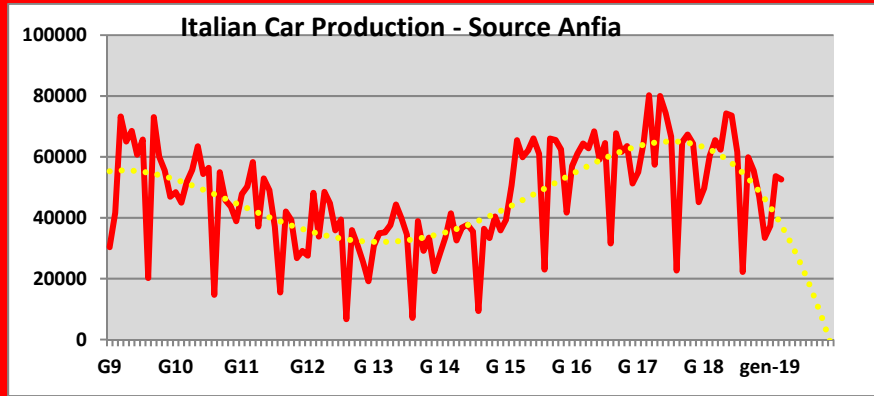
According to Unrae the first half of the year, which on average covers 57% of the registration of the year, closes with a drop of 3.5% to 1,082,197 cars, which

compare with the 1,121,649 of January-June 2018. In these days Italy is waiting for EU decisions about a possible infringement procedure. Today, however, it was learned that the college of European commissioners scheduled for Tuesday in Strasbourg, which was supposed to discuss the infringement procedure against Italy, was dropped. This is what Adnkronos learns from sources in Brussels. The postponement was necessary after the convocation of a new European summit on appointments tomorrow at 11 am in the Belgian capital. President Conte always trusts he can avoid the procedure.



In May, unemployment figures fall to the lowest value since 2012: 9.9% compared to 10.1% in April and 10.6% in May 2018. Youth unemployment drops to 30.5% compared to 31.1 in April and 32.1% year.

As for the automotive sector as a whole, according to preliminary ANFIA data, in April 2019 domestic car production decreased by 22% compared to the same month last year. In the first four months, car production fell by 19% compared to a year ago.

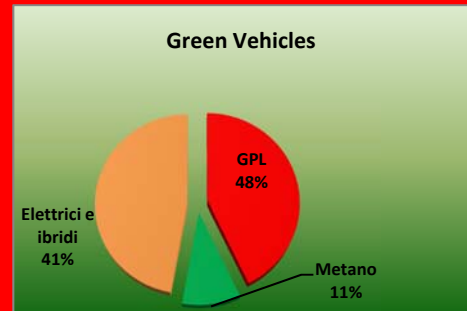


The share of gas vehicles stood at 8.9% compared to 8.5% in May but lower than in May last year (9.4%).

Together with electric and hybrid vehicles, the share of alternative-to-oil vehicles stood at 15.3% in June compared to 14.2% last year, exclusively due to electric vehicles. The contribution of CNG is

still modest. In the month, diesel stood at 41.8% (it was 52.8% in June last year). Petrol vehicles cover 42.9% of the market compared to 33% last year.

Di conseguenza, per ciò che concerne le motorizzazioni ecocompatibili, le proporzioni tra le varie alternative continuano a spostarsi a favore dell'elettrico e ibrido. Per la prima volta a giugno elettriche e ibride superano il valore del GPL. In decisa discesa il metano.



Emilio di Camillo – www.centrostudisubalpino.it - July 2019